



Bits & Pieces

The monthly newsletter of the Kenan Quilters' Guild
Lockport, New York

Volume 28 Number 11

May 2014

Officers/Chairmen

President: Linda Davis 433-0656
Vice-President: Judy Schryver 434-2188, Sharon Schneider 675-5571
Secretary: Stephanie Drehs 434-6831
Treasurer: Gail Schweigert 751-3961
Comfort Quilts (members): Marge Sposito 433-6145
Cuddle Quilts: Judy Schryver 434-2188, Bev Rosenberg 434-9397
Guild Challenge: Pat Tracy 433-6925
Historian: Rena Tuohy 633-8299
Kenan Christmas Room:
Kenan Liaison: Nancy Smith 417-5762, Mary Sue Rogers 434-7306
Library: Midge Manna 438-9743
Membership: Dotti Timkey 434-9627
Newsletter Editor: Katie DerSarkissian 772-7396
Newsletter Mailing: Pat Tracy 433-6925
Nominating Committee: Pat Tracy 433-06925, Maria Adams 433-2191
NYS Consortium Delegate: Stephanie Drehs 434-6831
Raffle Quilt 2014: Gail Schweigert 751-3961
Raffle Quilt Ticket Sales 2014: Jan Jordan 434-0273
Publicity: Mae Andes 433-4062
Programs: Judy Schryver 434-2188, Sharon Schneider, 675-5571
Round Robin: Marge Sposito 433-6145
Quilt Show 2015 Chairpersons: Jan Jordan 434-0273, Sue McKenna 449-2997
Sunshine: Rita Gorman 434-8256
Workshops: Judy Schryver 434-2188, Sharon Schneider 675-5571
 Send Newsletter Submissions to: katrix77@yahoo.com

IN THIS ISSUE

PRESIDENT'S REPORT	1
VICE PRESIDENT'S REPORT	1
SECRETARY'S REPORT	2
PROGRAMS	3
WORKSHOPS	3
BOARD MEETING	3
SHOW AND TELL	3
THIS MONTH'S BIRTHDAYS.....	3
NEEDS LIST - MAY WORKSHOP	3
2014 THUMBSTALL QUILT GUILD SHOW	4
SEWING TIPS	4
TREASURER'S REPORT MARCH 2014.....	4
PRESIDENTS BLOCK PATTERN	5

PRESIDENT'S REPORT

Sharon and Judy have a wonderful program scheduled for you at the May meeting. Lauren has BEAUTIFUL quilts and she is a very nice lady. I am sure you will enjoy her presentation. Unfortunately I will miss her presentation but I will be enjoying my four children. Yes four because my daughters selected quite nice young men to be my sons.

Sharon Schneider will be in charge of the meeting, also in charge of the program, she will be wearing many hats at the May 8 meeting. As you know, the new officers will be elected then. Thank you Pat and Stephanie for the time and effort you extended to be able to present this fine slate of officers. To those of you, who could not run for office, remember that new chairmen will be needed for the standing committees.

The new president will be anxiously waiting for you to jump forward to volunteer.

Speaking of committees, I understand that I have to turn in a report to the Kenan Center reporting on the activities of the guild especially on the volunteerism of our members. So if the committee chairs would write up a report including what has been done, how many folks did it and how long it took to do it that would be super (and would make my report much easier to do).

My report is due in June! If possible could you get your report to me by late May? This is one of the items that should have been on that blank agenda last month. I do apologize.

I look forward to seeing you next month, to seeing your beautiful interpretation of a song and to enjoying the fellowship of sharing a meal with so many friends.

Linda

VICE PRESIDENT'S REPORT

The April Meeting Guest had a wonderful presentation and I am hoping you came away with many ideas you can put to use in your sewing projects. This month's guest is Lauren DeVantier, a local quilt maker, artist and also a Dentist. She does beautiful work as you can imagine with her precision skills. May is also the election of officers for the upcoming year.

As in the past, we make a quilt block to give to the President as a way of thanking her for a job well done.



You will find the directions in this newsletter. Please bring your completed block to the June picnic and give it to Judy or me so we can surprise Linda.

The workshop for May is Carol Kinzley presenting "More Fancy Flowers". Carol hosted a workshop in September and we had so much fun making beautiful embellishments, we asked her to come back to do another workshop. You do not need to have taken the first workshop to participate in this one. The needs list are printed in this newsletter and the cost is \$10. Come and enjoy a fun class.

The picnic is June 12th and all you need to bring is a dessert, table service and a lawn chair. The food and beverage is being supplied by the Guild. Also as a reminder bring your completed Guild Challenge. One subject that came up after the Board Meeting adjourned was a road trip to a Quilt Show in St. Catharines, Ontario. After looking into it, I am planning a road trip Wednesday June 11, leaving Lockport at 9:00 A.M. and returning approximately by 5 P.M. The show is being held June 11 - 14, 2014 at Brock University and is called "Quilt Canada". It is a juried show, having numerous classes scheduled and a long list of vendors.

I have called several limousine companies (Timkey etc.) and they do not go to Canada, so my next choice was to rent a 12 passenger van so we can go in one vehicle. Admission to the show is \$10 plus the cost of transportation divided equally between participants. To cross the Border into Canada you must have either a Passport or an Enhanced Driver's License. NO EXCEPTIONS!

We will check before we leave Lockport so there are no problems at the Bridge.

So if you are interested in going, call or email me with your reservation. Deadline will be May 8th. I will need a \$20 deposit to guarantee your spot with the balance due the day of the trip. Estimated cost of transportation is \$20 (If we fill every seat) plus your \$10 admission. It looks to be a very artistic show. Sharon 675-5571 or 2sharon.schneider@gmail.com

SECRETARY'S REPORT

The monthly meeting of the Kenan Quilters' Guild began at 7:05 PM with the program, Quilter's Bag of Tricks, presented by Marija Vujcic. The program was followed by a brief break and the regular business portion of the meeting. President, Linda Davis, welcomed everyone. There was one new member and one guest present.

Reports:

Secretary-The Secretary's report is accepted as printed.

Treasurer-The Treasurer's report is accepted as printed.

Committees:

2014 Raffle Quilt-Linda showed the quilt top which is still in progress. The name, Tropical Paradise, was chosen. The quilt will be ready for display by late May.
2015 Raffle Quilt-Pat Tracy will collect any kits that have been completed.

Vice President-Judy Schryver announced upcoming programs and workshops. Anyone interested in signing up should see her.

Cuddle Quilts-Bev Rosenberg announced that kits are available.

Nominating Committee-Pat Tracy & Stephanie Drehs announced the following slate of officers: Vice President-Nancy Smith & Sandy Shufelt, Secretary-Stephanie Drehs, and Treasurer-Gail Schweigert. The office of President is still open. Anyone, individually or together with someone else, interested in this office please contact Pat or Stephanie.

Old Business: Quilting Bee-Nancy Smith spoke about the Moselle quilt. August 23, 2014 has been set as the date for the outdoor Quilting Bee.

Veteran's Quilts-Gretchen Lang announced that she delivered a quilt to a veteran at Hospice. She is in need of more.

Donation to Kenan-Nancy Smith made a motion to donate \$2,800.00 to the Kenan Center with the stipulation that it be used to purchase a lawn mower if it has not already been purchased. Any remaining funds are to go into the general fund. If the lawn mower has already been purchased then the entire donation is earmarked for the general fund. The motion was seconded by Judy Schryver. The motion was passed.

2014 Challenge-Pat Tracy showed examples to illustrate what the June Challenge is all about.

New Business:

March 2015 Challenge-Pat Tracy showed an example of what we will be doing. The challenge is based on the "Hidden Wells" block.

Raffle Quilt Tickets-Jan Jordan is circulating a sign-up sheet for people to sell tickets during the 100 Craftsmen Show.

Kenan All High Art Show-Pat Tracy announced that there was an article in the Buffalo News this morning regarding the show and that our guild was mentioned as a sponsor.

Cot to Coffin Quilts-Linda Davis talked about the quilt competition relative to the Plattsburg celebration



taking place in September of this year. If anyone is interested in entering a quilt please see Linda for a form.

A motion to close the meeting was made by Bev Rosenberg and seconded by Nancy Smith.

Respectfully Submitted,

Stephanie Drehs
Secretary

PROGRAMS

Programs Thursday Night 7pm to 9pm (no cost)

May: Lauren DeVantier - Trunk Show
June: Picnic

WORKSHOPS

Workshops Saturday 9am to 3pm

May: Fancy Flowers - Carol Kinzley
June: No Workshop

BOARD MEETING

An open board meeting of the Kenan Quilters' Guild was held on April 16, 2014 in the Taylor Theater meeting room. There were 10 members present which included all of the current officers. The meeting was called to order at 10:20 AM.

The following topics were discussed:

- The guild has a very healthy treasury and the suggestion was made to spend some of the money for the good of the membership. The following are some suggestions: pay for a catered Christmas party, pay for totally or partially catering the June picnic, purchase much needed items for the quilt show such as more black curtains.
- The approximate cost of printing & mailing the newsletter via snail mail is approximately 90 cents per person. An attempt will be made to encourage those who have e-mail to allow their newsletter to be sent in that manner.
- The Karen Kay Buckley classes will be open to the public on July 1st for registration. Guild members are encouraged to make their reservation & payment sometime before this

date. It is important to fill the classes to capacity to make this event successful.

- Dottie Timkey is unable to chair the Nursing Home Visit Committee. A new chair is needed. If you have any questions about the position please speak to Dottie.
- We will not be renewing our membership with the NYS Quilters' Consortium at this time.
- Any questions or concerns regarding the aforementioned subjects can be discussed with President, Linda Davis.

A motion to adjourn was made by Sharon Schneider and seconded by Diane Surage.

Respectfully Submitted,

Stephanie Drehs
Secretary

SHOW AND TELL

Kim Jeffree	bed runner
Susan Laubacker	quilt
Barb Sanford	2 cuddle quilts
Sandy Diel	5 table toppers, 2 quilt tops
Martha Krupa	Patti's Christmas quilt
Pat Tracy	small quilt
Pat Arnold	cuddle quilt
Deb Colaizzi	cuddle quilt
Stephanie Drehs	Bertie's Year - March
MaryAnn DeMaison	"Provence & Beyond"
Sandy Shufelt	10 min block, star wall hanging, 4-patch poesy, pansy quilt, scarecrow

THIS MONTH'S BIRTHDAYS

Judith Fleckenstein	May 20
Pat Brace	May 31

NEEDS LIST - MAY WORKSHOP

Saturday, May 10, 2014

Sewing supplies, embroidery needle, small ruler, pencil or marking pen

1. Ruched flower fabric 1 1/4"x33"
2. Caterpillar or flower 1/4" x 21" cut on bias



- 3. Gathered flower 2" x 14"
- 4. Pleated fan 6 1/2" x 3", 2 1/2 " square green fabric
- 5. Whimsies 4 square fabric 2" square
- 6. Puff blossoms 1 circle of fabric 1 1/2" or larger
- 7. Round ruched rose 6" square
- 8. Small ribbon rose fabric 4" square, she will bring ribbon. Remember that we are putting marks on fabric, so choose with that in mind. This is just practice, but when making flowers always use matching thread.

Happy Quilting, Judy

2014 THUMBSTALL QUILT GUILD SHOW

“Star Spangled Quilts”

Dates: Friday, July 11, 2014 10:00am - 5:00pm
 Saturday, July 12, 2104 10:00am - 5:00pm
 Sunday, July 13, 2104 11:00am - 4:00pm

Location: Skaneateles High School
 49 East Elizabeth Street
 Skaneateles, New York

Cost: \$6.00 per person (\$1.00 off with passport)

Additional Information:
 Come view over 200 quilts, Vendors, Community Service Projects, Demonstrations, Quilt Raffle, Tea Room, Silent Auctions, Quilt of Valor Presentation Saturday July 12, 2014 at 11:00am and much, much more. Join us in celebrating the art of quilting in this beautiful Finger Lakes community.

For More Information:
mthumbstall@yahoo.com

Guild Address: Thumbstall Quilt Guild
 PO Box 320
 Skaneateles, New York 13152

SEWING TIPS

Tip 1
 Press a piece of freezer paper to your ironing boards cover to protect it before working with fusible web. Remove the freezer paper and all the fusing residue at once.

Tip 2
 To make removing paper from foundation patchwork easier, dip a cotton swab in water and “paint” the stitching lines. Wait a few seconds, and then pull the paper away.

Fons and Porter’s Quilt Tip a Day
www.fonsandporter.com

TREASURER’S REPORT MARCH 2014

Starting Balance		13298.60
INCOME		
31MR14 dividend	4.91	
12SE14 KKB workshop	80.00	
13SE14 KKB workshop	80.00	
12AP workshop	<u>150.00</u>	
Total Income	314.91	
EXPENSES		
Marija Vujcic - AP prog.	50.00	
Chris Schultz- AP wkshp	277.63	
Kenan Center Inc. - annual donation	<u>2800.00</u>	
Total Expenses	3127.63	
TOTAL		
Checking acct balance		267.42
Savings acct balance		<u>10218.46</u>
Total accounts		10485.88

On April 11, 2014, a \$2.00 error was found in the Designated Fund total from May, 2011. This error was carried into each successive budget (anywhere the designated fund total is published). This does not affect the balance totals in the Guild’s accounts. It is internal bookkeeping that I do. This error was discussed at the Board meeting on April 16, 2014. The Board decided to “move” the \$2.00 to the general fund.

Gail L Schweigert, Treasurer



PRESIDENTS BLOCK PATTERN

Card Trick

Cutting Instructions

Background (White)

... Piece A - Cut two squares $4 \frac{7}{8}$ " x $4 \frac{7}{8}$ "; sub cut diagonally to make a total of 4 half-square triangles

... Piece B - Cut one square $5 \frac{1}{4}$ " x $5 \frac{1}{4}$ "; sub cut diagonally to make 4 quarter-square triangles

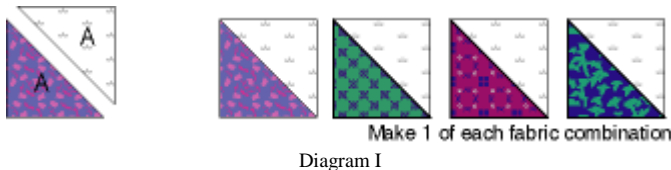
From each of FOUR different prints (Jewel Tones), cut the following:

... Piece A - 1 square $4 \frac{7}{8}$ " x $4 \frac{7}{8}$ "; sub cut diagonally to make 2 half-square triangles

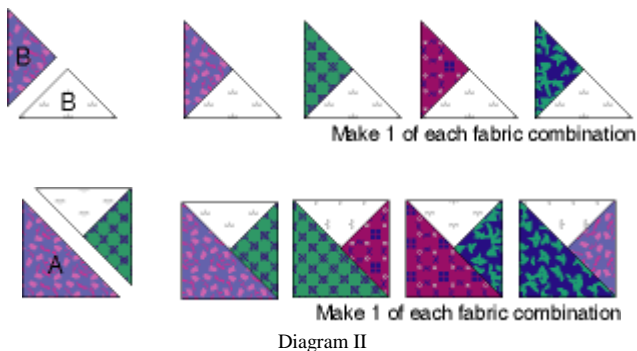
... Piece B - Cut one square $5 \frac{1}{4}$ " x $5 \frac{1}{4}$ "; sub cut diagonally twice to make 4 quarter-square triangles (Note: 2 triangles will be leftover for each print)

Piecing the block

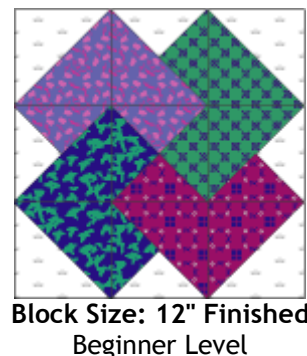
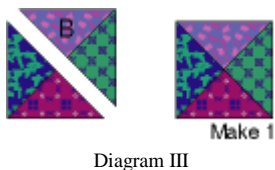
Sub Unit A. Using **Diagram I** as a guide, sew background fabric, Piece A to one each of the print fabric, Piece A. Make 1 pieced-square unit for each fabric combination.



Sub Unit B. Sew background quarter-square triangles (Piece B) to one each of the four print fabrics. Sew Piece A prints to each quarter-square units, using **Diagram II** as a fabric combination guide.




Sub Unit C. Referring to **Diagram III** for fabric combination, sew print fabric quarter-square triangles (Piece B) together to make square.






Assembling Block

Using **Assembly Diagram** as a guide, piece sub units together to make rows. Piece rows together to make Card Trick block.



Assembly Diagram



Kenan Center Inc
Kenan Quilters' Guild
433 Locust Street
Lockport, NY 14094



Next Meeting May 8th @ 7:00 PM in the Taylor Theatre

NAME
STREET ADDRESS
CITY, ST 22134

Newsletter
Deadline
May 24, 2014
Submit
newsletter
articles by email
to
[katrix77@yahoo.
com](mailto:katrix77@yahoo.com)

or USPS:

Katie
DerSarkissian
3322 Hartland
Rd.
Gasport, NY
14067